



the  
**homeschool**  
quest magazine

5 Ways to  
Enjoy NATURE  
In The City



TAKE YOUR  
**HOME  
SCHOOL  
OUTSIDE!**



**Nature  
Schooling**



# In This Issue



5 Ways To Enjoy  
Nature In The City



How To Start A  
Nature-Based  
Homeschool Group



Nature Journaling  
Learning For Multiple  
Ages...Outside!



Outdoor Games  
To Boost Nature  
Learning



Tiny Perfect  
Things Walk

**CLICK THE PICTURES TO READ EACH ARTICLE**

# Read More!



The Power Of  
Observation With  
Nature Schooling



Math In The Wild



A Simple  
Approach To  
Health Education



I Was  
Homeschooled...  
Here's How I  
Turned Out.



A Guide To  
Pressing Flowers

**CLICK THE PICTURES TO READ EACH ARTICLE**

# WELCOME homeschoolers!

Craft a love for learning and an appreciation for nature this spring and summer! This issue of the magazine features more articles than ever before, packed with tips and resources to get your kids outside!



*Jasmine*

Assistant Editor and  
homeschool graduate

Thank you to  
our sponsor!





# 5 WAYS TO ENJOY NATURE

## In The City

By Melissa Muir | [Melissa Is Teaching](#)



# **NATURE IN THE CITY**

If you're like me, finding ways to work in the natural world in the hustle and bustle of a city can feel like a challenge.


No worries: I've got five simple ideas to help you and your kids dive into the wonders of nature without leaving your block!

## **1. NATURE BRACELETS**

All you need is a length of masking tape wrapped around your kiddo's wrist with the sticky side out.

Then, let them go wild, sticking whatever treasures they find during your outdoor adventure.

## **2. GRAPHING GROWTH**



Your elementary-aged kiddos can pick out 3-5 different types of plants or trees that grow in your area and head out on a nature walk.

Count how many of each you spot along the way. When you get back home, create a bar graph to track your findings.

# NATURE IN THE CITY

## 3. WRITE WHAT YOU SEE

Encourage your explorer to express themselves by writing down their observations during your time outdoors.



Whether it's a squirrel darting across the park or the way the tree branches move in the breeze, give them the freedom to jot down whatever they'd like.

## 4. CONSTRUCTION ZONE

Challenge your little builder to construct something they can fit into using natural materials found in the cityscape. Whether it's a cozy twig teepee or a leafy fort, the possibilities are as endless as their imagination.




## 5. FIVE SENSES SAMPLER

Grab some paper plates, baskets, or reusable containers and label each one with a different sense.

Then, choose a scavenger hunt destination to fill each container with items that can be explored using that sense.

[TAP HERE TO READ MORE!](#)



# MY HOMESCHOOL VILLAGE

## COMMUNITY, CREATIVITY, AND CONNECTION

Are you considering homeschooling your child but feeling overwhelmed by the prospect of designing a curriculum and finding resources?

Look no further than My Homeschool Village, a comprehensive program designed to support families through every stage of their homeschooling journey, from pre-kindergarten through 12th grade.





# MY HOMESCHOOL VILLAGE



## **TAILORED CURRICULUM:**

My Homeschool Village provides a carefully crafted curriculum for each grade level, ensuring that students receive a well-rounded education that aligns with academic standards.


## **FLEXIBILITY:**

Families have the freedom to create a customized schedule that fits their unique needs and lifestyle.

## **INDIVIDUALIZED LEARNING:**

With My Homeschool Village, each child's learning journey is personalized to suit their strengths, interests, and pace of learning.

# MY HOMESCHOOL VILLAGE



**SAY GOODBYE TO EXPENSIVE TEXTBOOKS AND COSTLY CURRICULUM PACKAGES.**

With My Homeschool Village, quality education is within reach for every family.

For just \$30 a month, you can access our comprehensive homeschooling curriculum and all the amazing benefits that come with it.

Use the code HQ5 at checkout to save \$5 a month (regularly \$35) and start enjoying the homeschool journey, with My Homeschool Village Prek – 12th grade Full Curriculum!

**TAP HERE TO LEARN MORE**




# Nature Learning

I recently started vermicomposting and my 4 year old loves it. He enjoys caring for them by feeding and providing adequate bedding. I also use it as an opportunity to explain the importance of worms/bugs to our ecosystem and how we can utilize them to create a sustainable garden.

**KARIMA CONNER**

HOMESCHOOL MOM




# HOW TO START A NATURE-BASED HOMESCHOOL GROUP

By Mira Crisp | STEM Tinkers






# HOW TO START A NATURE HOMESCHOOL GROUP



Outdoor play encourages children to move, explore, and develop their motor skills, making them stronger, healthier, and more resistant.

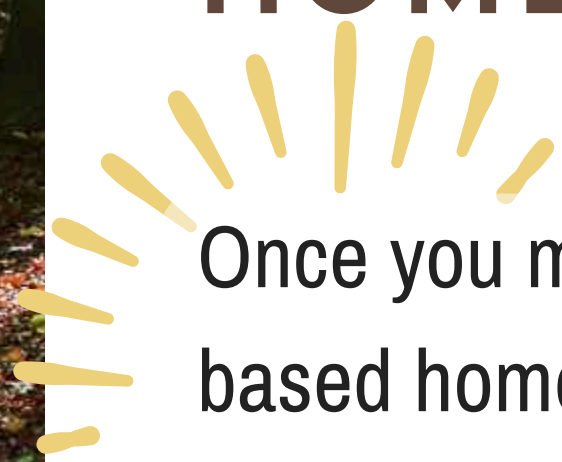


Sunshine exposure also promotes the production of Vitamin D, which is essential for a healthy immune system and strong bones.


So, how do we encourage our children to get outside and enjoy the beauty of nature? The answer is very simple - just add a few friends to the mix!



## DEFINE YOUR NATURE HOMESCHOOL GROUP



Once you make the decision to start a nature-based homeschool group, be prepared to address a myriad of inquiries from other homeschoolers. You know they are coming.



# HOW TO START A NATURE HOMESCHOOL GROUP

## HOW TO STRUCTURE A NATURE-BASED GROUP



Begin by contemplating whether you want your group to be loosely structured and open-ended play or more rigid with specific learning goals.

Next, brainstorm ideas for activities that your own children would enjoy, such as nature walks, birdwatching, plant identification and collection, stargazing, camping, or nature journaling.

Determine the frequency of meetings, the duration of each session, and potential meeting locations that work best for your family.

Remember, you will be the one required to show up every time. My group meets at a different location every week which allows us to explore new locations and go on adventures.





# HOW TO START A NATURE HOMESCHOOL GROUP

## GATHER YOUR NATURE LOVING TRIBE




Start by sharing your vision for the group with local homeschooling communities and on social media. Be precise about the age group, activities, and locations you plan to organize.

The new people who do show up for this initial gathering are likely to be your tribe - they made an effort to be there. Listen to their ideas to help shape the group's structure.

## KICK OFF YOUR NEW NATURE BASED HOMESCHOOL GROUP




As you prepare to hold your first meeting, remember that you already have all the necessary steps in place.



Embrace the wonder and excitement of exploration, stay flexible, and enjoy the weather no matter where you are.

[Click here to read the blog post!](#)

# MIRA'S NATURE GROUP





**GET YOUR KIDS WRITING WITH FREE PROMPTS!**




# **ADVENTUROUS WRITING PROMPTS**

**These pirate and adventure themed writing prompts will inspire your kids to write their very own short stories!**

With different worksheets for elementary, middle school, and high school students, this bundle of adventure themed writing prompts is perfect for the whole family.

**[CLICK HERE TO LEARN MORE](#)**

# Circle C Books



## Horses, Adventure, and the Old West along with a biblical worldview.

Follow Andi Carter, a six-year-old with her new filly, Taffy, through adventure, danger, and growing up on the Circle C ranch in 1800s California. Andi stumbles in and out of trouble and learns lifelong lessons from her strong and loving family. Kids will enjoy their first chapter books with fun illustrations and easy-to-read text. Ages 6-9.

**READ SAMPLE CHAPTERS**

**Click here to buy now!**



**A letter subscription that your child will adore!**



# **The Adventure Letters**

## **EXPLORING THE USA!**

Spark your child's imagination and foster a love for reading and learning with The Adventure Letters, an educational letter subscription service for kids.

Twice a month, enchanting letter stories with interactive activities and delightful surprises will arrive in the mail.

**Start now for only \$12 a month!**



# Nature Journaling

**LEARNING FOR MULTIPLE AGES..OUTSIDE!**

Nature journaling is an easy way to differentiate learning - science, art, writing, and math - anytime you're out and about in nature, or doing nature study at home.

**By Kelly Dowd | The Field Trip Academy**



# Nature Journaling

One of the things I love best about nature journaling is that it can be done by everyone...and I truly mean everyone! A toddler can scribble a picture and dictate a sentence.

A five year old can make a rough sketch and label it with approximated spelling. A middle schooler can attempt to identify a species with a field guide and draw a detailed sketch with species information.

Teenagers and beyond can compare and contrast organisms, record behavioral information and do additional research at home as follow up.



# Nature Journaling

We will imagine that it's a beautiful day and you've decided to head down to your local stream to cool off, but you also want to incorporate some nature study and journaling into the outing. Here's what you can do:

## **THE PLAN FOR EVERYONE:**

Find a living organism in or near the stream and observe it. Record your observations in your nature journal. Use pictures, words, and numbers.

Read how to how to differentiate nature journaling with your homeschoolers of all ages on our blog!

[Tap here to read more!](#)



# Nature Learning

Bird watching is a wonderful way to do nature study! It can happen inside, with a nearby feeding station, or at any local park you happen to go to.

**BETSY SPROGER**

HOMESCHOOL MOM





# Outdoor Games To Boost Nature Learning

ENCOURAGE MORE OUTDOOR  
TIME, FOR YOU AND YOUR KIDS!

By Ashley Wright | Gypsy Gameschooler



# Outdoor Games

There are two main types of games to explore: games you play outside and games that encourage exploring the outdoors. Both can be great ways to encourage more outdoor time, for your kids and for you!

**Many board and card games come in different versions perfect for the outdoors. Look for extra-large yard games, waterproof cards, mobile apps, and classic outdoor games.**

Many of these games to play outside help to get your family moving. Do you need a P.E. credit? Maybe have a regular family game time outside!



# Outdoor Games

As long as my family has space and a few balls or frisbees of varying sorts, we have plenty we can play with outside. However, your family might prefer more options, so it's great that you have plenty to choose from.

There are also games to play about the outdoors. Wildcraft, Camp!, and Trekking the National Parks are some of my family's favorite games about the out-of-doors.

**Whether we are playing outside and moving our bodies, or playing games about the out-of-doors, these games are a hit with many families, especially during the warmer summer months.**

**Tap here to read more!**

**ARE YOU MISSING OUT ON  
TEACHERS DISCOUNTS?**

**YOU NEED A TEACHER ID CARD!**

**GOLDEN OAK HOMESCHOOL ACADEMY**



**Jane Smith**

Email: janesmith@email.com

Phone: (555) 555-1212

ID # 321-564-798

**TEACHER**

**2023-2024**

**Get the Homeschool ID Fun Canva  
Template Bundle to show your homeschool  
pride AND get teacher discounts!**



**Get your kids a student ID too!**

**Tap here to buy for \$1**

FREE

# READING LOG PRINTABLES!



**Don't let summer get your  
child's reading off track!**

Reading is not just an activity; it's a journey through different worlds, a chance to meet fascinating characters, and an opportunity to learn and grow. These reading log printables are perfect for keeping track of all your kids fun reading adventures!

**FREE DOWNLOAD!**



# ***GRAPHIC NOVELS***

## ***BOOK CLUB***

**Embark on a reading journey with our graphic novel book club for tweens!**

Join our interactive class where students explore captivating stories, reflect on their meanings, and connect them to their own lives—all while having fun with friends!

**ENROLL TODAY FOR  
ONLY \$10 PER SESSION!**



# NATURE'S WORKSHOP

**THE ENDLESS INSPIRATION  
BEHIND HUMAN INVENTIONS**

Imagine your family having free access to the workshop of the greatest carpenter, the laboratory of the greatest scientist, or the think tank of the greatest strategist.

**By Lauren Schroeder | Salt and Lightspeed**



# NATURE'S WORKSHOP

Instead of worksheets, preplanned activities, or lessons, I want you to see five individuals who stepped into this grand workshop and came out with a spark of greatness.

## The Cat's Eye

Percy Shaw narrowly misses crashing after his headlights are reflected by cat's eyes, right where he thought the road was.

Shaw wonders how he could harness the power of the "cat's eyes" to help other weary travelers navigate dark roads.

He invents his masterpiece—the "cat's eye" road reflector—a simple yet ingenious device that reflects the light of headlights in the same way that real cats' eyes do.



# NATURE'S WORKSHOP

## Velcro

High up in the Swiss Alps, avid bird hunter George de Mestral was picking cockleburs out of his pants and his Irish pointers fur.

Intrigued by this natural adhesive mechanism, de Mestral shakes a few of the seeds into his pocket. Back at home, he studies the seed pod carefully.

He eventually finds a weaver who is willing to experiment with him, and together they invent velvet crochet... AKA Vel-cro.

## Eastgate Center, Zimbabwe

Mick Pearce stands before a behemoth termite mound, housing around 2 million termites, all enjoying temperatures some 20 degrees cooler than the baking outback that surrounds them.

Pearce took his deep study of termite mounds back home to Zimbabwe, where he designed and built the Eastgate Centre in Harare—a mall and office building that regulates its temperature naturally.





# NATURE'S WORKSHOP

## Why Tell You All Of These Stories?

Nature has a profound impact on human innovation. From Percy Shaw's road reflectors to Dr. Robert Langer's bandages, each invention draws inspiration from the natural world.

They remind us of the power of observation, curiosity, and adaptability in problem-solving.


Go out! Observe! Explore! Be curious! There doesn't need to be a "lesson" involved. You are exploring the greatest fountainhead of innovation in the universe. As Einstein said, "Look deep into nature, and then you will understand everything better."

Read about 2 more inventions inspired by nature and so much more on our blog!

[Tap here to read more!](#)



Lauren's  
homeschool



Learning  
engineering


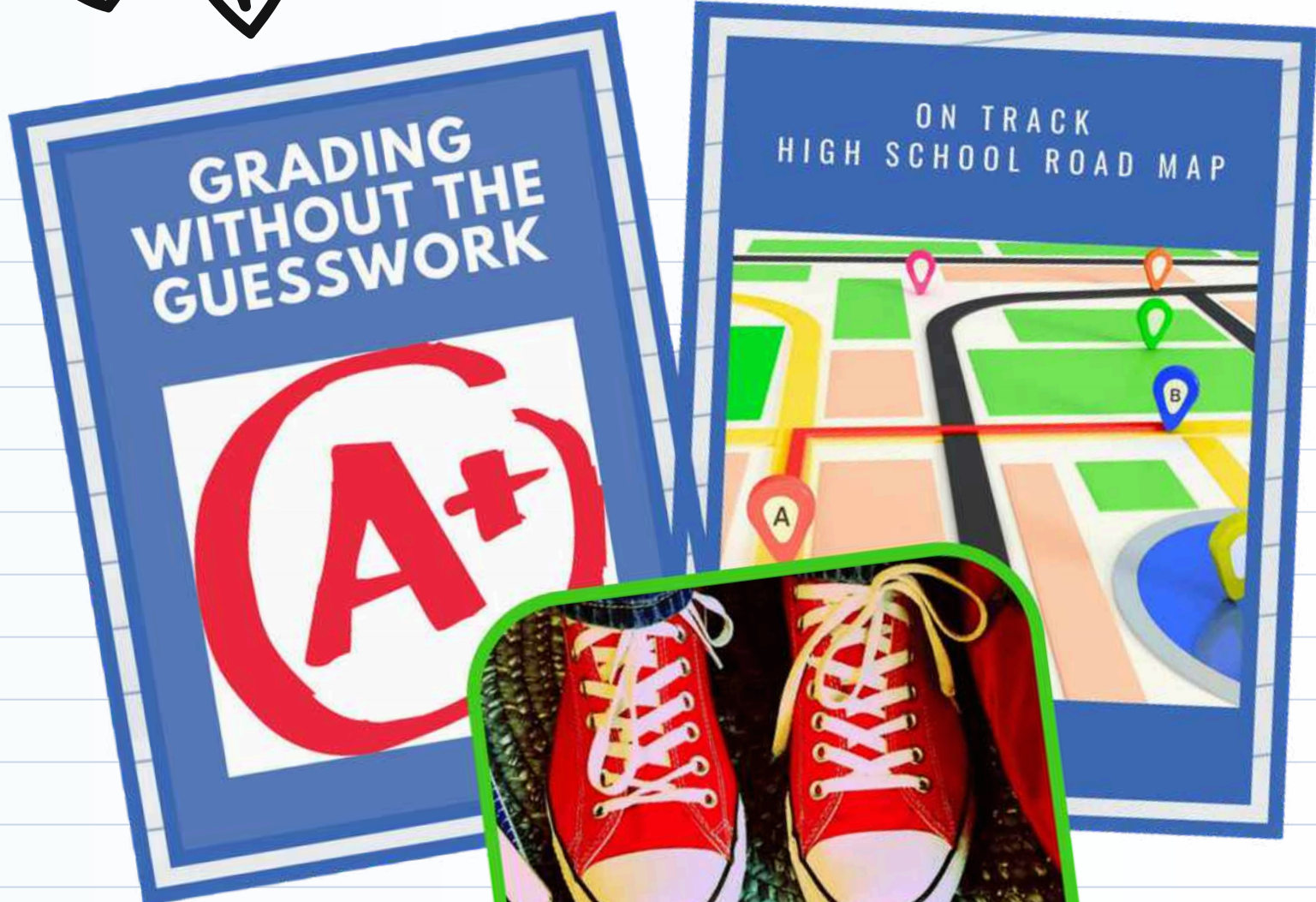


# Nature Journal

We have a plant journal we do daily to make sure we get outside. It's a blank sketch book we use pencil & watercolor to do. We add date & title. It's super special.

**ROBIN MICHELLE HARRIS**

HOMESCHOOL MOM



# Homeschool Success Bundle:




**SAY GOODBYE TO GUESSWORK!**

**Includes tips and tools to inspire and track learning, streamline planning for college & career and bonus videos: Hacks to skip the stress and enjoy the rest.**

- Grading Without All the Guesswork e-book (94 pgs)
- Tips and tools to inspire and track learning
- On Track: High School Road Map e-book (120 pgs)
- Streamline planning for college & career
- Bonus videos : "My Top 5 Homeschool Hacks"
- Skip the stress and enjoy the rest

**Buy now for \$19.97**

Discount good through July 31, 2024





# *Tiny* PERFECT THINGS WALK

The weather is warming up, the flowers are blooming, and spring is springing across the country, which means it's time to get the kiddos out and walk!



By Angelique Reisch | Tiny Values

# Tiny PERFECT THINGS WALK



This walk was inspired by the adorable children's book *Tiny Perfect Things*, written by M.H. Clark and illustrated by Madeline Kloepper.

The story is about a little girl and her grandfather going on a walk one day. They slow down and try to find beauty in the ordinary things most people walk past without ever noticing.

If we can teach our children to appreciate the color of a vivid yellow daffodil, the shape of a statuesque cactus, or the determination of a slug crossing a forest, think how we can impact their appreciation for their toys, homes, and families.

You will enjoy the physical exercise and fresh air and cultivate a sense of joy and gratitude that will radiate throughout your home.



# *Tiny* PERFECT THINGS WALK

## 5 Steps To A Wonderful Tiny Perfect Things Gratitude Walk

Take a step back this spring, slow down, and embark on a Tiny Perfect Things Gratitude Walk with your homeschool crew.

### 1. Slow Down

This walk is about something other than seeing who can get the farthest fastest. It's about going slowly enough to appreciate the small, beautiful things just outside our doorsteps.

### 2. Use Descriptive Words

Challenge children to find beautiful words to describe the remarkable treasures they find. For example, "the glistening dew on a leaf," "the intricate pattern of a flower petal," or "the iridescent green of a bug's wings."

### 3. Make A Record Of It

I like to let my daughter, Rose, take photos as she spots lovely little treasures that interest her. When the children return home, you can have the kiddos draw pictures or create clay models of their favorite tiny perfect things.



# *Tiny* PERFECT THINGS WALK



## **4. Take Only Photos, Leave Only Footprints**

This is not about collecting the items for ourselves. It's about appreciating them in their natural element and leaving them for others to enjoy.

## **5. Talk About Gratitude**

Talk to your children about how the items they found are unique and special. Have them think about ways people and things in their daily lives are unique and special. How are they unique and special?

**TAP HERE TO READ MORE!**





# TINY PERFECT THINGS

## gratitude walk journal

This beautiful free journal is the perfect companion to print out and take with you on your Tiny Perfect Things Gratitude Walk.

The journal includes: 5 Steps to a Wonderful Tiny Perfect Things Gratitude Walk, a page to record the special treasures your children uncover, a thoughtful worksheet to explore gratitude in their daily lives, Spring counting, coloring pages, and more!

**FREE DOWNLOAD!**

# Virtual VILLAGE KIDS



**KIDS ONLINE HOMESCHOOL  
COMMUNITY FOR ALL GRADES**

Just need a place for you and your children to socialize? Come join the Virtual Village Kids!

**Minecraft Groups • Book Clubs • Hang Outs**

**Sign up for \$25 a month**



# Field Trips

Pet stores I call the “free zoo” or fish stores. We look at the animals and read about their habitats and where they come from. Then we go home and draw our favorite animal.

**KIM PETTY**

HOMESCHOOL MOM

# The Power Of Observation

WITH NATURE SCHOOLING



By Terrie McKee | Homeschooling 1 Child

# The Power Of Observation

## WITH NATURE SCHOOLING

Nature schooling, like homeschooling, can be as complicated or as easy as you want it to be. It can involve simply going to a park that has woods or grassy area, and exploring them together.

### 1. Beach Walk

Look for seashells; when you find a particularly interesting one, ask your child questions: what kind of animal do you think would use this for their home? Why do you think the shell is cracked? Feel the ridges; what do you think makes them?

### 2. Museums

My daughter, Laura, and I like to visit our city's nature museum. We leisurely walk through the exhibits and read about the various animals, ecosystems, and plant life, then head outside to explore the museum's woods behind the building.



# The Power Of Observation

## WITH NATURE SCHOOLING

### 3. Bird Nests

Go out in the woods and look up. Ask your child if he or she sees any bird nests.

Ask questions: what do you think the nests are made of? Why would that particular bird choose those construction materials?

A visit to your local library or pulling up bird nests on the Internet will lead to reading about the nests and discovering why birds make the nests they do.

### 4. Gardening

You don't have to have a big fancy tractor or even a lot of yard to have a garden. From an in-ground garden, raised beds, to a container garden, and everything in between, there's a lot to learn by growing one's own food.

You can start your own seeds, or visit a garden center and buy plants. There's something extremely satisfying about watching a child water and care for a tomato plant then eat of the literal fruits of his labor.

# **The Power Of Observation**

## **WITH NATURE SCHOOLING**

### **5. Taking Care Of Animals**

Taking care of animals is also a good way to instill learning into your child, whether that's done with dogs, cats, chickens, or even goldfish.

### **6. Socializing**


Nature schooling can also be done with friends, to encourage friendships (for both parents and children). Pack a picnic lunch and head to the mountains for some intensive hiking.

### **Nature Schooling**

Nature schooling brings out the powers of observation in your homeschool. When children ask questions about what they see in nature, it encourages them to be inquisitive and have the desire to learn more about the world in which they live.

**[CLICK HERE TO READ MORE!](#)**

Terrie's daughter  
planting peppers



Laura and  
her chickens





# Outdoor Activities

Nature walks, catching bugs. Sand box and mud play, the dirtier they are the happier they are. Kiddie pool for of water and ball pit balls with a slide into it.

**KODA N MARIAH SMITHEY**

HOMESCHOOL MOM



**Free**

# **Live Summer History Classes**

**INTRODUCTORY HISTORY SERIES**



**Add a little bit of history to your summer learning with our free live class series!**

Mr. Powell will help your student get excited about history in these one-hour introductory classes on five popular topics!

**Get the FREE Class Series!**

**Choose from elementary level for grades 3-6 or junior/senior high for grades 7-12.**



## *cozy* **CRAFTER** *crates*

Cozy Crafter Crates is a monthly subscription box for kids aged 7-10, introducing them to new handwork skills. Each kit includes all necessary supplies and instructions for children to create unique and useful items.

*Perfect for beginners!*

**GET STARTED FOR \$19.99 A MONTH**





# MATH IN THE WILD

## UNLOCKING GOD'S MANY MATHEMATICAL MYSTERIES

Embark on an adventure where math meets the great outdoors. Beyond the confines of the classroom, mathematical wonders await, within the realm of canal signs, shape scavenger hunts, spotting wildlife, and chalk number lines.

By Mary Carroll | His Vessel Academy



# MATH IN THE WILD


From calculating park ages to deciphering canal dimensions, outdoor math offers a hands-on approach that enriches understanding and encourages a deeper connection with the world around us.

For younger learners, a trip to the park becomes an engaging math lesson. As they read plaques detailing park histories and construction dates, prompt them to calculate the park's current age.



$$10 \times 10 = 100$$

$$1 + 2 =$$



# MATH IN THE WILD

Older students' adventure can deepen as they encounter canal plaques (signs). Take, for example, the Miami Canal plaque, which gives dimensions allowing them mathematical exploration.


Calculating the canal's volume becomes an intriguing challenge, with a width ranging from 26 to 40 feet and an average depth of 4.5 feet.

Moreover, the plaque unveils details about the locks, presenting dimensions ripe for mathematical challenges.

TAP HERE TO READ MORE!



TAP!



$$4 + 4 = 8$$

$$5 + 5 =$$

MIAMI  
CANAL

2

9

5

3 5 7 8

2

4

6

5

ERIE  
CANAL



THE OHIO HISTORICAL SOCIETY  
AND  
THE DISTRICT OF COLUMBIA



ERIE EXTENSION CANAL

Part of the old channel lies near the highway. The Conneaut Line, from Erie to near Conneaut Lake, was begun by the State, 1838, and completed by the Erie Canal Company, 1843-44. Canal in use until 1877.

THE OHIO HISTORICAL SOCIETY AND THE DISTRICT OF COLUMBIA

4

1

4+6

# My **Speech** and **Debate** Coach



**Why should your kids participate in speech & debate?**

**Building confidence in public speaking at a young age is a major advantage and can even expand future career opportunities.**



# FREE DEBATE LESSON!



Speech and Debate is one of the most beneficial extracurricular activities.

While speech and debate programs may not be as well-known as traditional sports or music lessons, their impact on a child's development is profound.

From honing **communication skills**, and fostering **critical thinking** to **building confidence**, the benefits will extend to their whole lifetime.

Get a **FREE** debate lesson!

# A FUN HOMESCHOOL HISTORY CURRICULUM FOR KIDS!

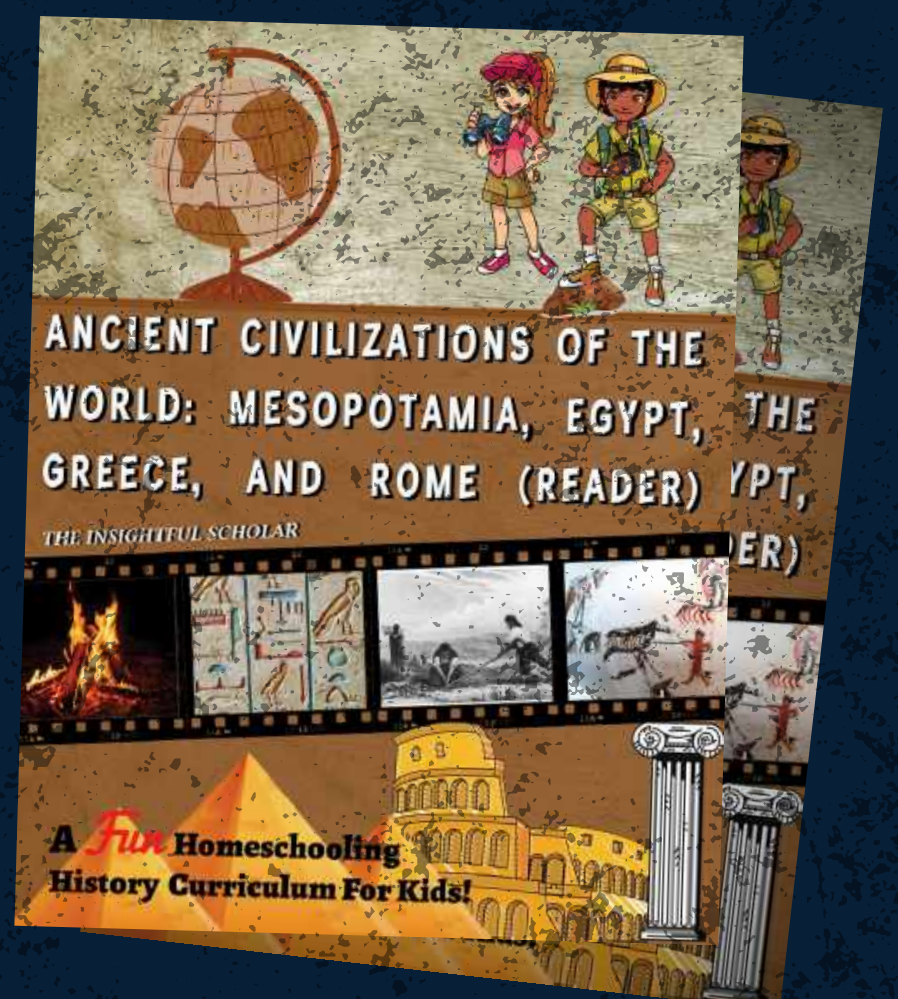


## EXPLORE THE WONDERS OF THE ANCIENT CIVILIZATIONS OF MESOPOTAMIA, EGYPT, GREECE & ROME

This curriculum includes a reading book, workbook, and journal to help your child delve deep into history.

**Try Before You Buy!**

Get the first chapter of the reading book and the workbook for free!





# **WEB STORY WORLD**

## **FUN AND FREE STORIES FROM GREAT AUTHORS**

Four authors have teamed up to share clean stories that can be enjoyed by the whole family. Whether your family loves science fiction, cozy mysteries, superhero stories, or epic fantasy, there is something for everyone!

Every week, you'll get to enjoy a new episode of your new favorite stories for free!

**[CLICK HERE TO LEARN MORE](#)**

# WEB STORY WORLD

## *serial fiction guide*

### EPIC STAKES, COZY VIBES

#### SHADOWS OF THE AMBASSADORIAL HALLS



Steampunk vigilantes.  
Elemental powers.  
This epic fantasy novel is full of twisty court intrigue, adventure, witty banter, and clean slow burn romance.

**START READING NOW!**

### THE UNREALITY EFFECT

#### MYSTERIOUS POWERS. DANGEROUS SECRETS.



Ivan must team up with a quirky group of foster kids to find his family and defeat Rovenkha, a mysterious scientist who wants to steal his powers to make herself ultimately powerful.

**START READING NOW!**

# WEB STORY WORLD

## short story guide


### HOMESCHOOLED SUPERHERO BLASTPUNK AND ELECTRI: ORIGIN FILE



A new superhero universe by a homeschool graduate featuring homeschooled heroes. Read the first short story following the backstory of Blastpunk & Electri!

[START READING NOW!](#)


### Hannah Anderson Mysteries FRANK SHORT STORY



Ever wondered how Frank went from manager to CEO of Yai-yang industries. This tale follows his crazy day you didn't see, showing a side of him Hannah doesn't seem to notice.

[START READING NOW!](#)

# SPANISH LANGUAGE LESSONS



Starting at 4 years old

**ESP.LEARNING** offers personalized online Spanish classes, according to the need and knowledge of each student.



Online and 1-on-1. You also get access to free extra material and free conversational club meetings!

**CLICK HERE TO LEARN MORE!**



# 2 Motivated Moms' PreK-3 Digital Preschool Curriculum!

The Digital PreK-3 Curriculum is perfect for ages 3-4 and is filled with hands-on activities to make learning fun. Detailed lessons with over 200 digital resources are included in the curriculum.

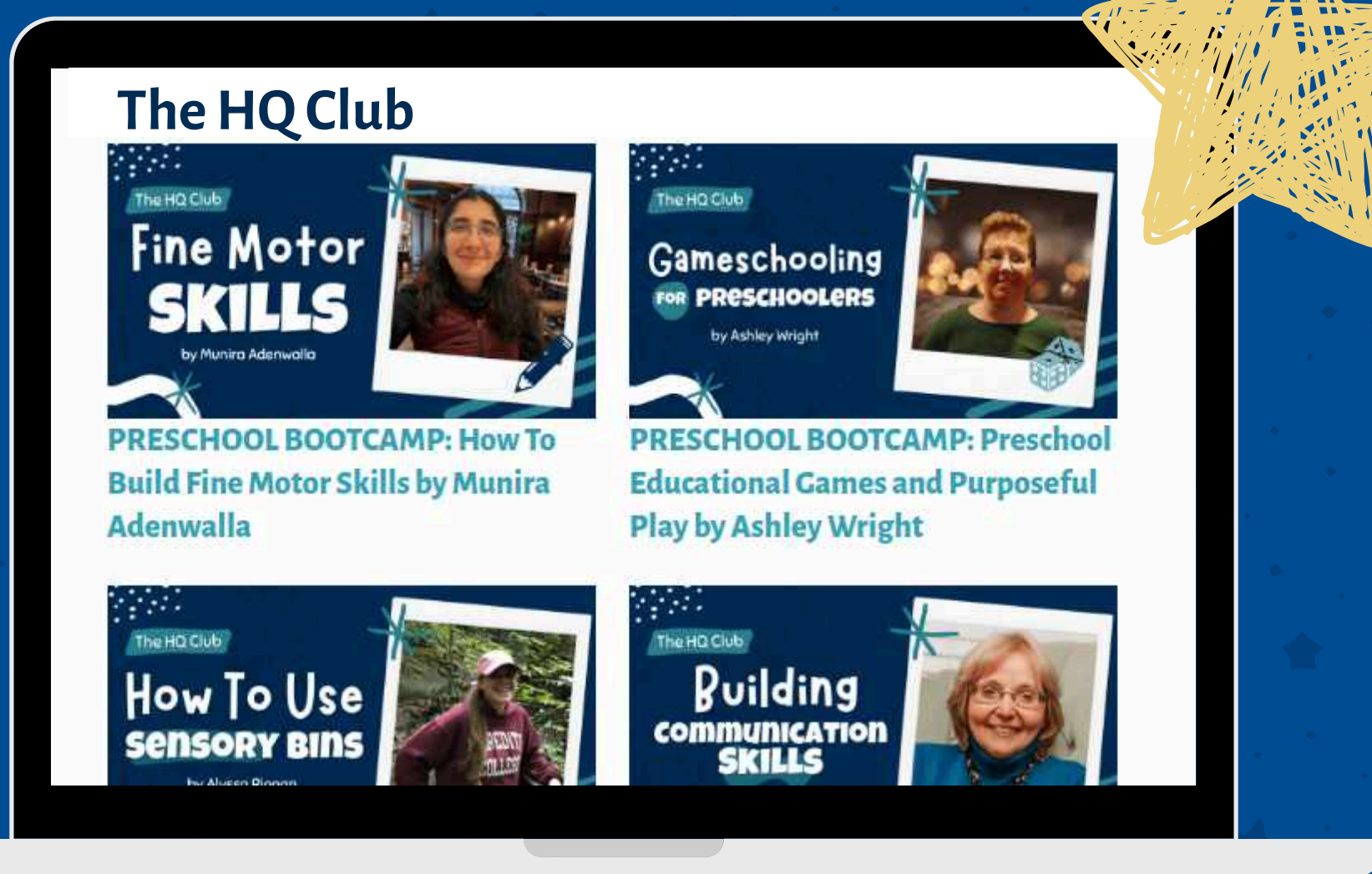
**Get 10% off!**

**Coupon code:  
HOMESCHOOL10**

**THE HOMESCHOOL QUEST CLUB**

# HQ CLUB

for homeschooling parents



**Join the HQ Club! For just \$3 a month, you can learn from our library of 15-minute video lessons and family unit studies!**

**Sign-up for only \$3 a month!**



# BUG UNIT STUDY

worksheets for homeschoolers

120+  
PAGES



## Bugs, Bees, & Cicadas

Engage your kiddos with 120+ printable pages filled with fun bug learning! ELA, handwriting, math, science, anatomy, spelling, coloring pages, and more!

Sign-up for only \$3 a month!

# SPACE UNIT STUDY

worksheets for homeschoolers



## 60+ PAGES!

Explore themes like science, history, literature, and more designed to spark curiosity and creativity in your young learners.

Sign-up for only \$3 a month!

# THE EIGHT PARTS OF SPEECH



**Pronouns, Verbs, Adjectives, Adverbs,  
Prepositions, Conjunctions & Interjections**

**The interactive nature of this e-book involves your child in the learning process. Run the videos and complete the exercises more than once as needed.**

**This 53-page workbook supplements homeschool language arts instruction and also serves as a handy reference. Includes links to chapter videos and online exercises.**

**BUY NOW FOR JUST \$4.99**

The **ESSENTIAL** Homeschool App is here!



Keeping you in the know and know-how of homeschooling

# ALL-IN-ONE HOMESCHOOL PLATFORM!

**iugo.world** is the first affordable all-in-one homeschool app offering expertly curated inquiry-based K-8 curriculum, weekly Spanish classes, educational resources, private interest groups, events, personal consulting, and so much more.

**For just \$12 a month,  
it's the tool you NEED to have.**

**TAP HERE TO GET STARTED!**

From Pre-writing to Final Draft:

How to Teach

**Essay Writing**

Like a **PRO!**



## **WORKING ON 5-PARAGRAPH ESSAYS THIS YEAR?**

**Not sure where to start? Use this handy guide  
to get organized and on the right track!**

**This packet includes 5 essential tips and strategies  
you'll need to bring out the best in your young writer.  
Lesson plan template included as well!**

**GET THE FREE PLANNING GUIDE!**



**I WAS HOMESCHOOLED...  
HERE'S HOW I TURNED OUT.**

**By Abbey Allen Of ARTventurous Animals**



## You've heard it before.

“But, will your homeschooler be able to \*insert life goal/achievement\*?”


Really what they're asking is, “Will your homeschooler be prepared for life?”

And honestly, that's a pretty good question. I want to encourage you on your homeschool journey with this: I graduated high school as a homeschooler, and I “turned out okay.”

**YES, I WAS ABLE TO GET INTO COLLEGE EASILY.**

**YES, I WAS ABLE TO SOCIALIZE ENOUGH TO GROW LIFE-LONG FRIENDSHIPS & RELATIONSHIPS.**

**YES, I WAS ABLE TO START AND SUSTAIN MY OWN BUSINESS.**



- I learned creativity and open-ended thinking.
- I learned to appreciate nature and animals.
- I learned entrepreneurial skills.
- I learned how important family is.
- And on, and on...

Here's the reason I'm telling you this: **Your homeschooled kid is going to be okay.**

Remember why you've chosen the education path that you have.

If you're worried about your kids and college, do some research so that you're prepared when that time comes. If you're worried about your kids getting the jobs they want, start them in internships (when age-appropriate) around topics they enjoy.

Homeschooling CAN prepare your kids for life—and prepare them well.

**TAP HERE TO READ MORE!**



Do you ever feel like there are just not enough hours in the day to tackle all your tasks?



## FREE WEEKLY TO-DO LISTS

With the change in your homeschool schedule with summer coming, it's easy to become overwhelmed and lose track of your priorities.

The solution?

These free printable weekly to-do lists!

[CLICK HERE TO LEARN MORE](#)

# PRESERVING NATURE'S BEAUTY

*A Guide To Pressing Flowers*

By Charlotte High | Cozy Crafter Crates



# A Guide To Pressing Flowers

## TRADITIONAL PRESSING:

- 1.** Arrange the flowers on absorbent paper, such as blotting paper or printer paper if blotting paper is not available. Place them exactly how you want them to look when dried and make sure that none of the flowers overlap.
- 2.** Put another piece of paper over top. Put your papers inside the pages of a heavy book. Choose a book that you don't mind if the moisture from the flower bleeds onto the pages.
- 3.** Close the book and stack additional weight on top to apply pressure.
- 4.** Leave the flowers to press for 1-3 weeks in a cool, dry place. It may be tempting to peek at them during this time, but disturbing them could cause the flowers to tear.

# A Guide To Pressing Flowers

## MICROWAVE PRESSING:

1. Place the flowers between two sheets of absorbent paper.
2. Place a flat-bottomed microwave-safe glass plate or dish on top to act as a weight.
3. Microwave in short intervals, typically 30 seconds to 1 minute, until the flowers are sufficiently pressed.
4. Allow the pressed flowers to cool before handling them.

**INSIDER TIP:** Use your pressed flowers to make personalized artwork, or craft unique gifts such as handmade cards and bookmarks.

# A Guide To Pressing Flowers

## IRON PRESSING:

**1.** Arrange the flowers between two pieces of parchment paper and put them between pages of a heavy book to begin flattening them. While your flowers flatten, heat your iron on low heat.

**2.** Gently move your pieces of parchment paper to the ironing board and carefully press the iron over the parchment paper for 10-15 seconds, applying light pressure.

**3.** Check the flowers to ensure they're adequately pressed, repeating the process if necessary.

## ENJOY THE BEAUTY OF NATURE

Whichever method you choose, pressing flowers offers a delightful way to preserve nature's fleeting beauty.

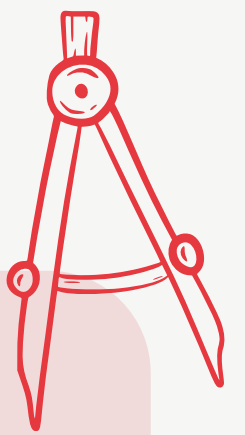
[TAP HERE TO READ MORE!](#)

# CLEP AND AP COURSES



**\$50 COUPON CODE FOR CLEP/AP COURSES!**

CLEP and AP courses are valuable options for high school students seeking college credit.

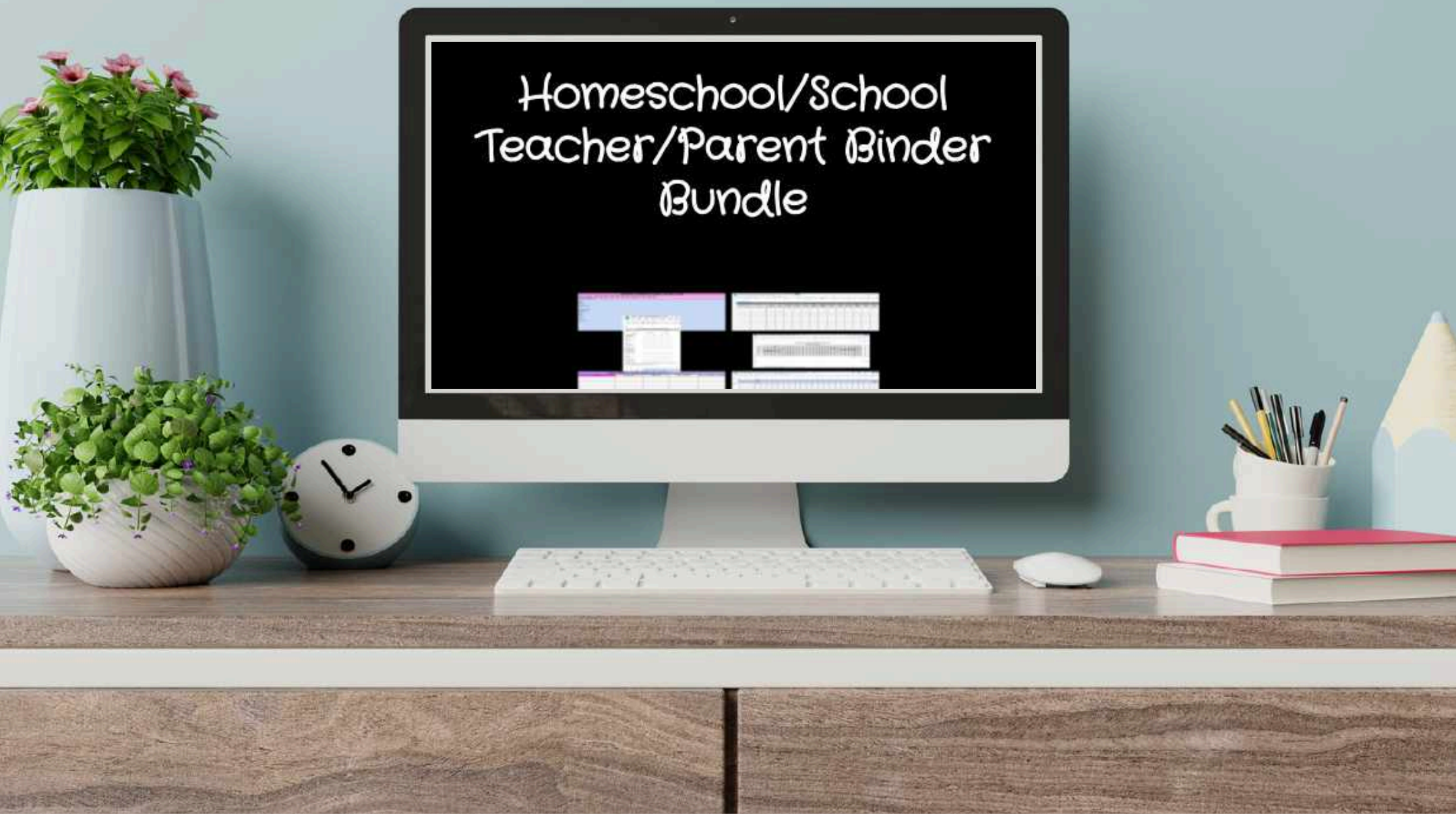


**Gina Jude Curriculum allows students to demonstrate their knowledge and proficiency in specific subjects, potentially bypassing introductory courses.**

Successful completion **accelerates** academic progress, **saves time and money**, and helps them to **stand out** in competitive admissions.



**[Click here to learn more](#)**

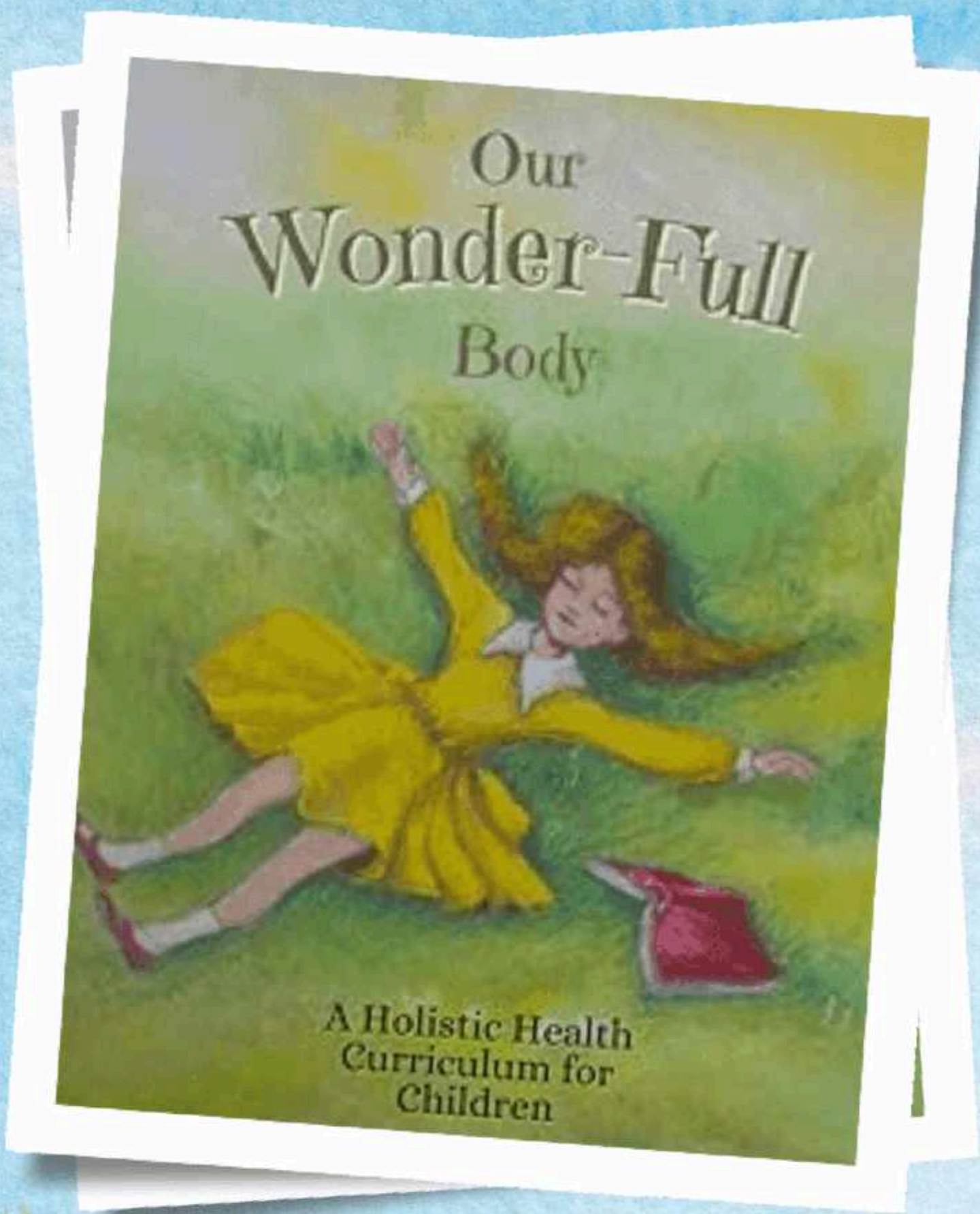


# Homeschool Parent Binder Forms

This bundle includes a password/username log, 2 attendance trackers, a grade tracker, an instructional hours log, and a report card template.

You are getting 6 teacher/parent binder classroom management forms for less than \$1.20 each!

**BUY THE BUNDLE FOR ONLY \$7**



# **A holistic health curriculum for kids**

Filled with colorful illustrations and age-appropriate activities, this curriculum is perfect for parents, teachers, and healthcare practitioners looking to provide children with an empowering approach to health and wellness.

**Buy now for \$13.99**





# Outdoor Activities

Make a nature bracelet!  
Equip each kid with a  
masking tape bracelet,  
sticky side out. Let them  
add to it while you explore.

**MELISSA MUIR**

HOMESCHOOL MOM



# A SIMPLE APPROACH TO HEALTH EDUCATION

By Ashton Tate | The F.O.R.M. Curriculum

You don't have to be a health expert to teach your kids the simple principles they need to succeed.

# HEALTH EDUCATION

We break down health education into four simple pillars. These pillars are the 4 areas of health they need to focus on in every season of life.

## 1. FUNCTIONAL FITNESS:

We encourage kids to get outside as much as possible. Encourage them to play sports, games, explore, etc. Our bodies were made to move and the more we partner with that design, the better we will feel.

## 2. OPTIMAL NOURISHMENT:

Help your kids understand the foundational principles of nutrition. Teach them how to live in a balance where they have healthy sources of proteins, fats, carbohydrates, and fruits/veggies with every meal.

# HEALTH EDUCATION

## 3. REST AND RECOVERY:

Learning how to create preventative and restorative routines for managing stress and replenishing the mind and body. This is about being at peace.

Help them learn about sleep, rest, stress management, stretching, and other things they can do to help them be their best for the long run.

## 4. MULTIPLIED MAINTENANCE:

Teach them how to set correct goals, surround themselves with quality people, how to fit health practically into their lifestyle, and to limit social media.

[TAP HERE TO READ MORE](#)

The background of the page is a detailed illustration of a natural scene. At the top, there are various types of green foliage, including ferns and branches with small blue berries. In the center, a white bird's nest is visible, containing several speckled eggs. A small bee is flying near the nest. The bottom of the page features a yellow and brown bird perched on a branch with blue berries. The entire scene is set against a light blue sky and a green ground.

# Outdoor Activities

We make accessories to wear using twigs and leaves. We love painting and drawing using berries, stones, and nectar. In the winter time, we make ice globes, ice ornaments, and igloos!

**TIFFANY CAMPO**

HOMESCHOOL MOM

The Homeschool Quest's  
**RESOURCE GUIDE!**





## Writing Warm Up Journal 2nd-5th

**45 DAYS**

BONUS STEAM IDEAS

### Writing Warm Up Journal Cycle 1

- 2nd-5th Grade
- Printer-friendly format
- Variety of prompt styles
- Editing Checklist

MELISSAISTEACHING.COM

A variety of prompt formats keep students motivated, and promote self-editing with included checklists. Includes 45 writing warm-up prompts, makes it easy to use two-sided printing to save paper and ink!

**Buy now for \$3.29**

## Dandelions: From Seed to Flower to Fluff!

**DANDELIONS:**  
From Seed to Flower to Fluff  
FREE PRINTABLE - 20+ PAGES

in this 20+ page printable for K-4th grades, your children will learn fun facts about dandelions and some of the interesting ways people use them, along with the parts of a dandelion and their interesting life cycle.

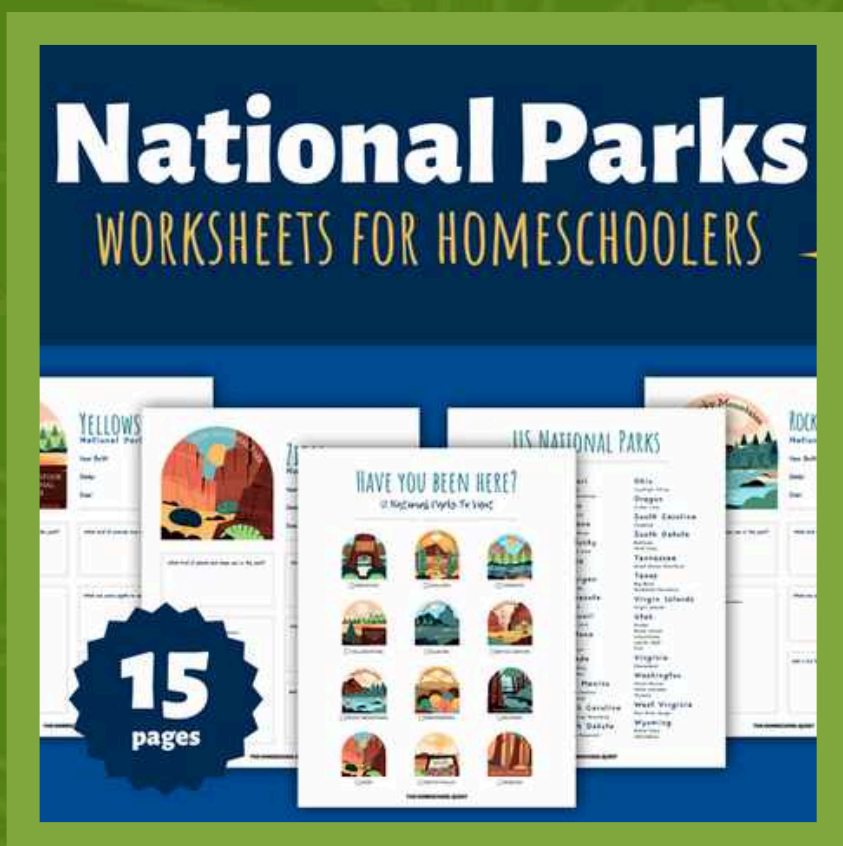
**FREE Download!**



**TAP!**



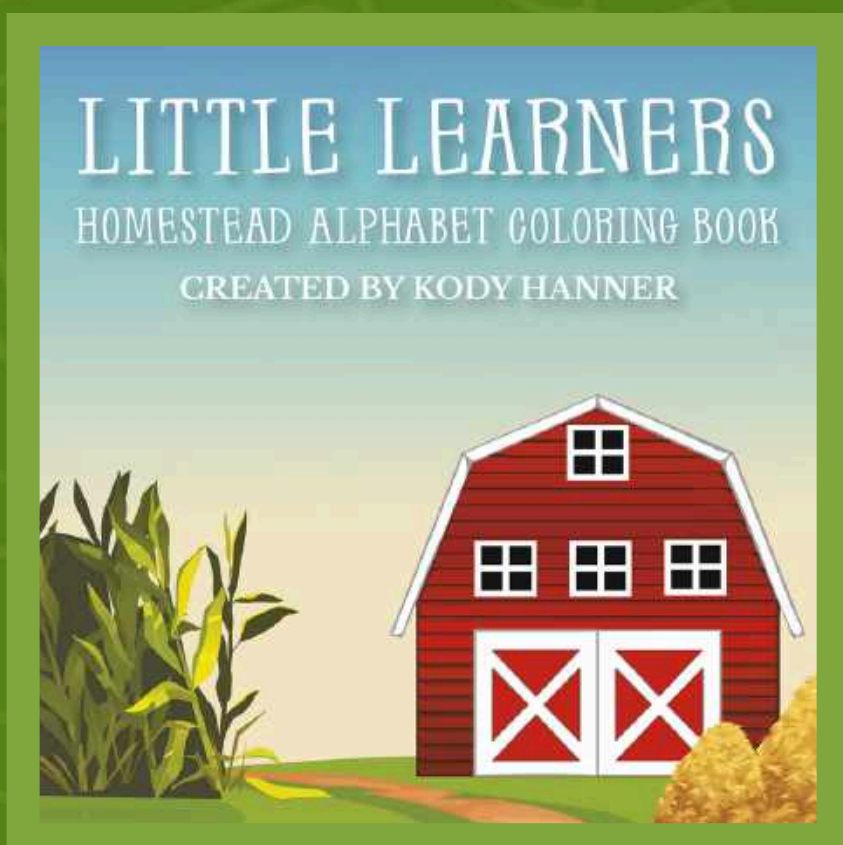
## 15 National Parks Worksheets!



Learn about the US National Parks! Make it easy for your kids to write a report about each park with these fun worksheets. Includes National Parks reports + a fun trivia game!

**Buy now for just \$1**

## Homestead Alphabet Workbook



An alphabet workbook that focuses on homestead life with facts, coloring, and interactive activities. Great for little learners!


**Buy now for \$5.00**







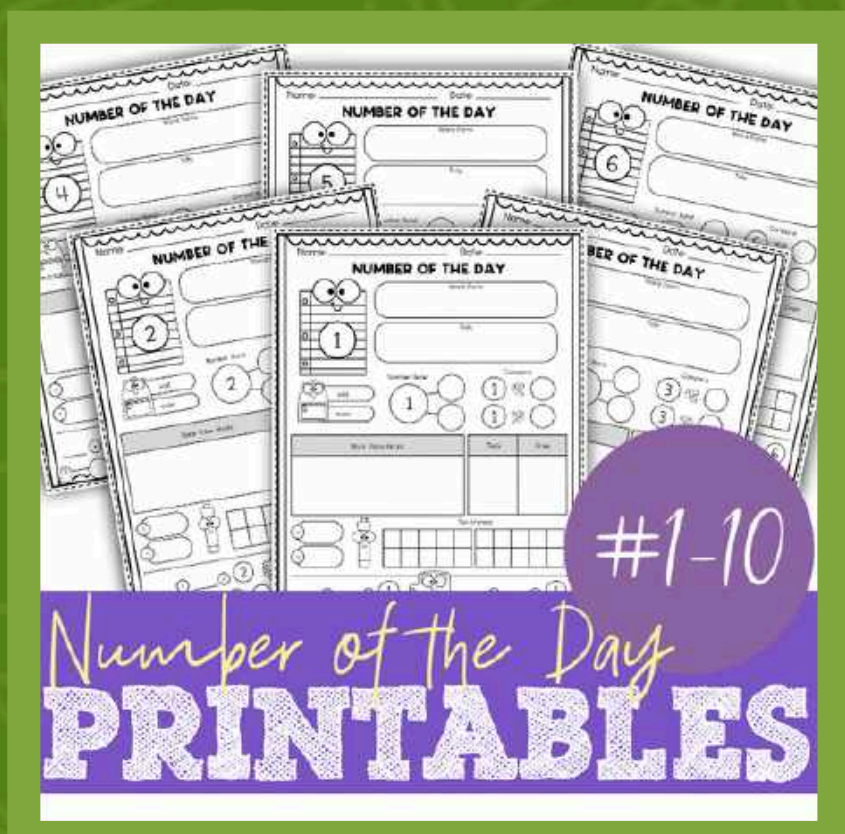
## FREE GUIDE: Teach your Kids to Code!



This handy little guide will help you understand what to look for when choosing a coding curriculum for your kiddos, what is at the heart of a comprehensive coding education, and tips for getting started quickly.

**FREE Download!**

## Number of the Day Worksheets (1-10)



You'll love working with your kids to complete these free Number of the Day worksheets during your morning work! Perfect for early elementary, but can be modified for younger kids using manipulatives.

**FREE Download!**



## Summer Activities Bundle



Explore the captivating world of sea shells and the beach. This package includes math journal prompts, design board games, writing activities, and science content.

Buy now for \$5

## FREE Math Dice Worksheet



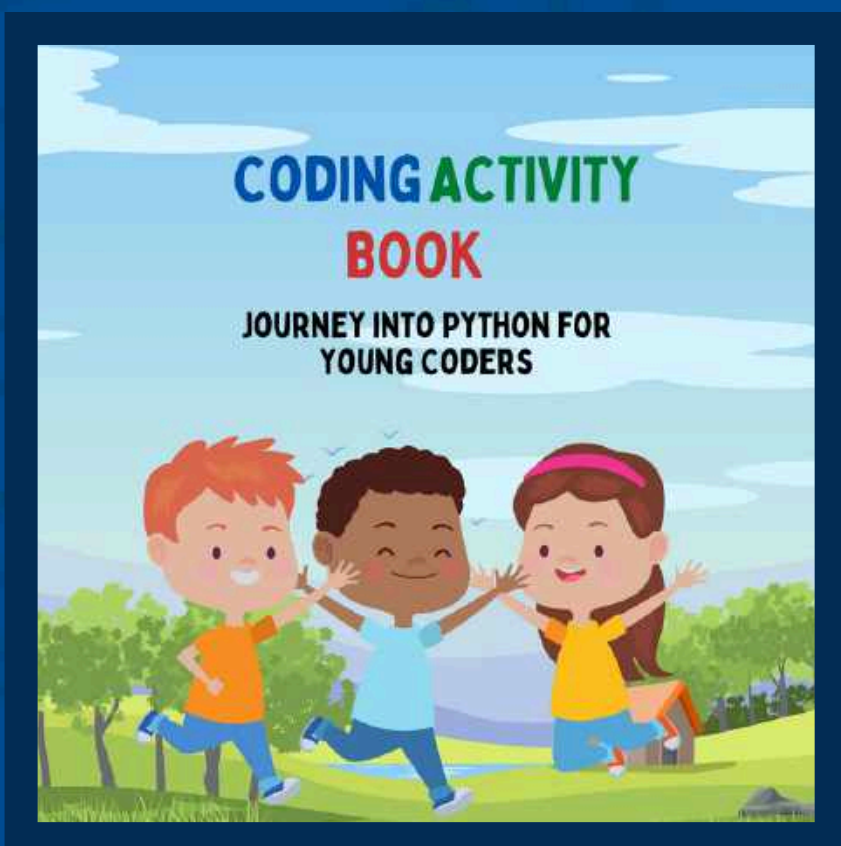
Do your kids need more math practice? Math Dice is easy to DIY, and you can use this worksheet to record all the great equations you come up with!

FREE Download!





## Coding Activity Book: Journey into Python!



The activity book is a beginner's guide to coding and algorithms. It includes computer science unplugged activities for kids to start their coding journey and learn problem-solving by breaking down tasks into steps.

**FREE Download!**

## FREE GUIDE: 10 Music Education Tips!



Discover the TOP 10 tips to infuse MUSIC into your homeschool! Add meaningful musical experiences, even if you're not a music teacher. Kindergarten through 3rd grade.

**FREE Download!**



## Our 50 States Unit Study: SW Region



This sample gives you a sneak peek into the Our 50 States Unit Study! This interactive unit study incorporates art, crafts, crosswords and fun to help your students learn fun facts, location, capitals, and more!

**FREE Sample!**

## 2024 Summer Bucket List for Kids & Teens



Summer will be here soon, so grab this free 2024 Summer Bucket List for Kids and Teens! This 16-page Kids Summer Fun Bucket List for Kids is for both elementary age and teens!

**FREE Download!**





## The Homeschool Counseling Network



Free academic advising, counseling, testing, therapy, and tutoring resource directory for homeschooling families.

[Click here to find Counseling and Mental Health providers](#)

## Middle School Science Club

Weekly Mondays 5PM EST

Middle School Science Club

SCIENCE SLEUTHS

HYPATIA STEM Academy

\$5 per week

Explore fascinating experiments, unlock the mysteries of the universe, and ignite your child's passion for discovery. From hands-on activities to engaging discussions, Science Sleuths will spark their curiosity!

[Join now for just \\$5 a week!](#)





## FREE Spanish Bingo: Convention Themed!



Ready for your Homeschool Convention?

Add a fun twist of learning some Spanish vocabulary while you're there, and put it to use, all by playing BINGO!

**FREE Download!**

## Free Summer Reading Challenge!



Get your kids excited about reading this summer! This FREE summer reading challenge encourages kids to set reading goals and keep track of their reading accomplishments in a fun and easy way.

**FREE Download!**





## Honeybee Color & Learn Freebie



Discover Bees and Pollination Through Art! Discover a bit about how bees help pollinate flowers through the lens of Bella the Honeybee. Learn how to draw her step-by-step, then color in the pollination cycle!

**FREE Download!**

## 100+ Ways to Socialize My Homeschooler:



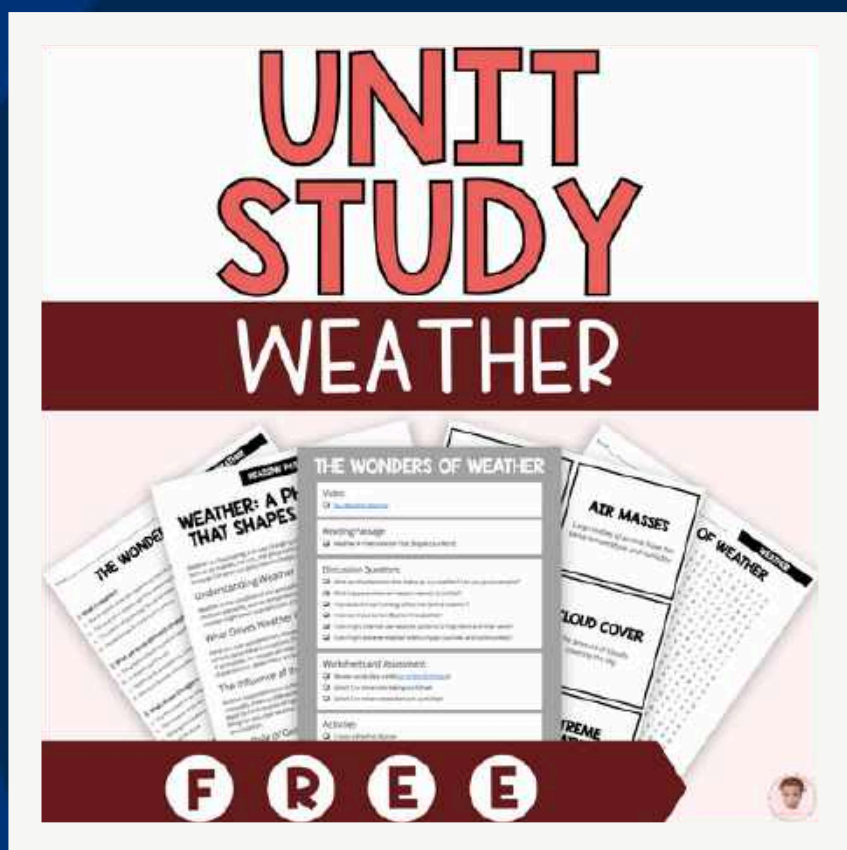
Complete List of OVER 100+ Socialization Activities for All Ages!!!

Complete List of Activities for Every Month of the Year!!!

**Buy it now for just \$3**



## Weather & Climate Unit Study



Need an engaging way to introduce your students to weather and climate? Look no further than this free NO PREP 1-day unit study and research project! Includes activities for each learning style.

**FREE** unity study!

## MagiCore Academy All Access Free Trial!



Get unlimited access to over 850 digital learning lessons and activities for elementary students. Your kids will practice reading, math, and social studies through an easy to use online learning app.

**FREE 10-Day Trial!**



# Summer Beach Adventure Study!



Discover an exciting Summer Beach Adventure Study for grade 2-3, delving into marine life and engaging in captivating activities like fish and turtle exploration.

Buy now for only \$4.50

# 18 month Homeschool Planner



Stop wasting time writing (and erasing) daily plans with this undated planner. Reclaim your time and lay a foundation that will support your homeschool for 18 Months!

Free with code: HQSPRING

Sign-up for our  
newsletter to get our  
weekly Homeschool  
Newsletter!

TAP HERE TO GET MORE FREEBIES!



TAP!

# INDIE FANTASY BOOK CLUB



## BECAUSE BOOKS ARE BETTER WITH DRAGONS

Join the Fellowship of Fiction book club as we read and discuss a great indie fantasy book every month. The best part is, the authors join in with fun games, quizzes, behind the scenes, and questions! The book of the month is free, so everyone can join in.

If you or your teen love epic fantasy on the lower PG-13 side, you've found the right community.



[CLICK HERE TO LEARN MORE](#)

**ARE YOU READY TO DISCOVER THE STRENGTHS AND OPPORTUNITIES IN YOUR CHILD'S READING ABILITIES?**



## **Reading Diagnostic for Grades 4-8**

**This 35-minute Reading Diagnostic Live Class is designed to illuminate the path to academic success and confidence in reading.**

**You'll also receive a detailed, personalized PDF report highlighting specific skills your child excels in and areas that might need a little extra attention.**

**[CLICK HERE TO LEARN MORE](#)**

**\$30 Limited time offer. Usually \$100.**

# Safety Up!



**Enhance your homeschooling journey with the Safety Up! digital membership.**

Members get access to an online resource library with hundreds of ready to use printables, worksheets, lesson guides, and activities to teach over 20 safety and well-being lessons for kids 2-10+.

**Get the first month for only \$1.99**

**Use promo code HOME at checkout.**

# Fantasy World Building Workbook



Help your kids write their stories. The best way to start is by filling in the broad strokes before adding the little details. This workbook will walk them through the basic building blocks of fantasy world-building.

**FREE Download!**





# Outdoor Learning

Warmer months are spent outside as much as possible, even if that means bringing out ‘class work’ outside. They help me in the garden and help daddy with yard work. They also help with the animals year round and each have a specific ‘job’ with a specific animal.

**KRYSTA TODD**

HOMESCHOOL MOM

# meet the team



**JANET**



**AMELIA**



**ISABELLE**



**JASMINE**



**LANDY**



**NATHAN**

[TAP HERE TO EMAIL US](#)

# our mods

*Thank you to our awesome moderators!*



**HEATHER**

Love Of Learning



**JAMIE**

The Coffee Filled Mom



**ASHLEY**

Gypsy Gameschooler



**COSTA**

Homeschooling Journeys




**CHRISTA**

Raising Faithful Littles



**JACQUELYN**

Faithfully Teaching At Home



**LARA**

Heart Spark Homeschool



MANY THANKS TO OUR

# our contributors

**Melissa Muir**

Melissa Is Teaching

**Kelly Dowd**

The Field Trip Academy

**Mira Crisp**

STEM Tinkers

**Terrie McKee**

Homeschooling 1 Child

**Mary Carroll**

His Vessel Academy

**Ashton Tate**

The F.O.R.M. Curriculum

**Lauren Schroeder**

Salt and Lightspeed

**Ashley Wright**

Gypsy Gameschooler

**Angelique Reisch**

Tiny Values

**Abbey Allen**

ARTventurous Animals

**Charlotte High**

Cozy Crafter Crates

# **5 EASY WAYS**

**TO DISCOVER EVEN MORE  
HOMESCHOOL RESOURCES**

**SIGN UP FOR OUR NEWSLETTER**

**SUBSCRIBE ON YOUTUBE**

**FOLLOW US ON PINTEREST**

**FOLLOW US ON INSTAGRAM**

**READ OUR LATEST BLOG POST**

**TAP EACH ONE!**

# **JOIN OUR FACEBOOK GROUPS!**

**THE HOMESCHOOL QUEST FREE AND  
AFFORDABLE RESOURCES GROUP  
(212,000 MEMBERS!)**

**PREK-1ST GRADE GROUP**

**2ND-5TH GRADE GROUP**

**MIDDLE & HIGH SCHOOL GROUP**


**NEURODIVERGENT & GIFTED GROUP**

**GAMESCHOOLING &  
PURPOSEFUL PLAY GROUP**





## ABOUT US



Our family has spent the last twenty years running a marketing agency and homeschooling from pre-K to high school and beyond. Now we have all teamed up as a family to help homeschooling families around the world find free and affordable resources, curriculum, and more. They are passionate about encouraging homeschool parents that homeschooling on a budget IS possible.



click

SHARE

with your friends